

# 2024 Southern Nevada Point-In-Time Count

7,906

People were experiencing homelessness in Southern Nevada in January 2024

## Individuals Counted since 2020

5,283  
2020

5,083  
2021

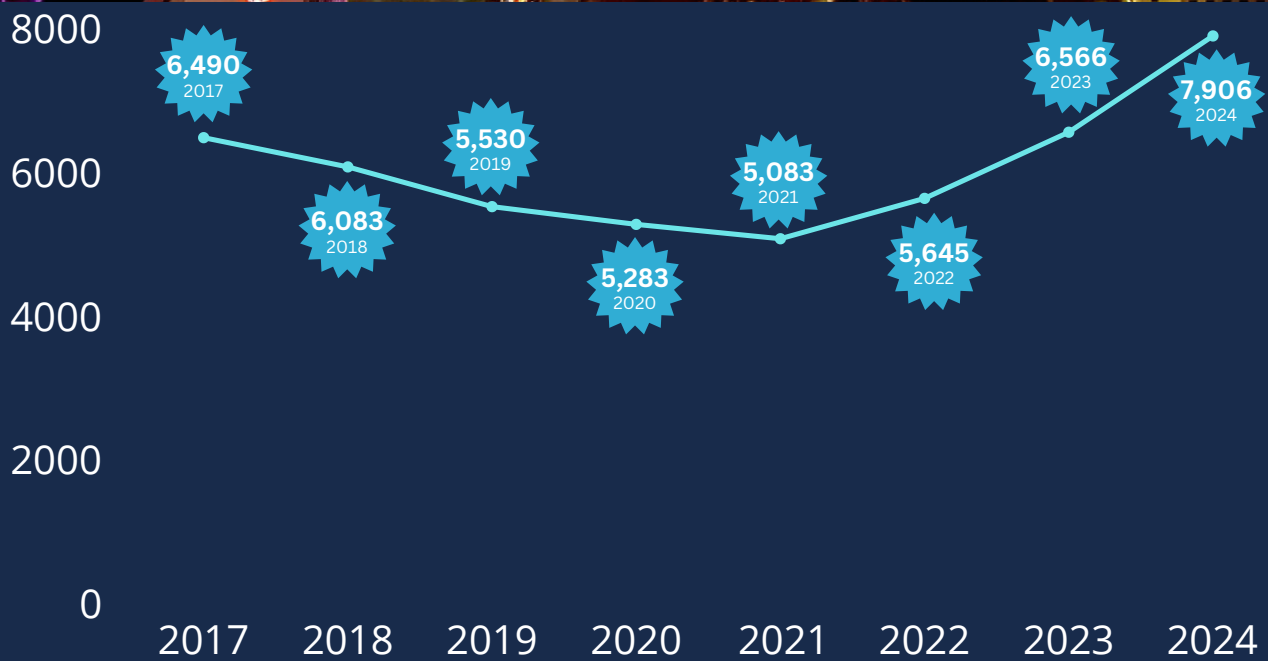
5,645  
2022

6,566  
2023

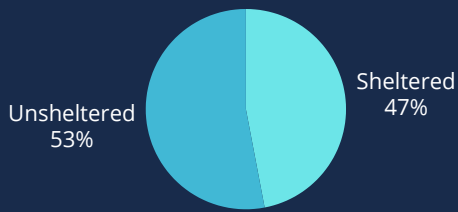
7,906  
2024



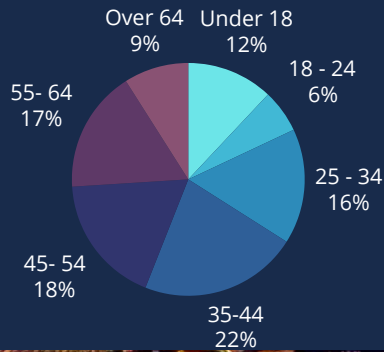
## Number of Individuals Counted During PIT Count from 2017 - 2024



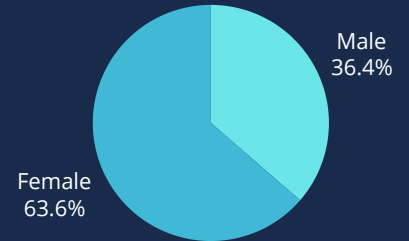
## Shelter Rates of those Experiencing Homelessness



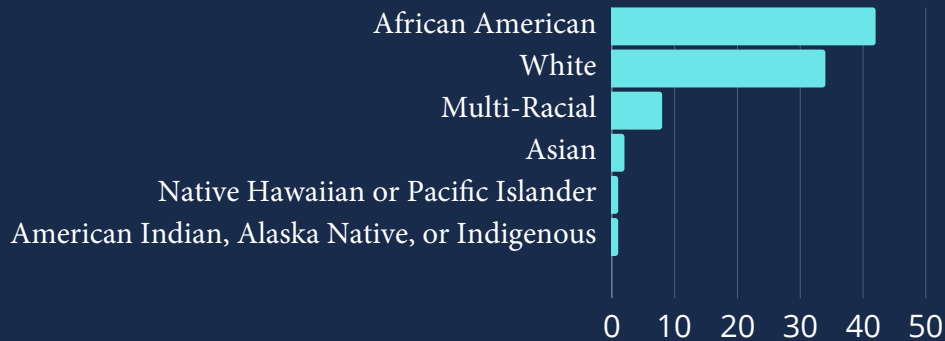
## Age



## Gender



## Race and Ethnicity



# Subpopulations

Single Adults

81%

Veterans

6%

Unaccompanied Youth

6%

Families with Children

19%

Chronically Homeless

34%

703

Identified as being involved with Substance Abuse

237

Identified as victims of Domestic Violence

900

Identified as experiencing Mental Health challenges

41

Identified as having been diagnosed with the HIV/AIDS virus